



THOMPSON/CENTER
AMERICA'S MASTER GUNMAKER

Safety & Instruction Supplement
T/C ENCORE® PROHunter™
FireStick Muzzleloader
50 Cal.



**Read the instructions and warnings in
this Supplement in addition to those
in the ENCORE Manual CAREFULLY
BEFORE using this firearm.**

www.tcarms.com
customerservice@tcarms.com
(603) 994-3831

Copyright © 2026 Thompson/Center Arms
All rights reserved.

WARNING: READ THIS ENTIRE MANUAL BEFORE USING THE FIRESTICK™ IGNITION SYSTEM. KEEP THIS MANUAL WITH THE FIREARM. FAILURE TO FOLLOW THESE INSTRUCTIONS MAY RESULT IN PROPERTY DAMAGE, SERIOUS INJURY, OR DEATH.


PRODUCT OVERVIEW

The FireStick™ is a factory-measured, sealed powder charge and ignition interface designed for use in compatible Thompson/Center muzzleloader platforms. It combines pre-measured propellant, a sealed polymer capsule, and a rear 209-style primer seat to deliver consistent ignition performance with reduced powder handling and improved resistance to moisture.

This manual covers assembly, operation, and basic specifications. It does not replace formal firearms training. Use this Supplement in conjunction with the ENCORE Muzzleloader manual.

CAUTION! THE FIRESTICK FIRING PIN ASSEMBLY IS FOR USE ONLY WITH A FIRESTICK BARREL.

The FireStick firing pin consists of three (3) parts: the firing pin, the firing pin bushing, and a conical spring (Figure 1).



The FireStick firing pin and firing pin bushing are silver (stainless steel). The standard firing pin and firing pin bushing are black (black oxide).


REMOVING THE FACTORY FIRING PIN ASSEMBLY

You must first remove the ENCORE forend and barrel from the frame before following these steps. Refer to your ENCORE owner's manual for more information.

- Locate the interlock (Figure 2). You will need to push the interlock in to complete the next step.



- Hold the interlock in with your finger (Figure 3).



- Cock the hammer (Figure 4).




- Using the supplied 7/64" Allen wrench, loosen the firing pin assembly ¼ turn only (Figure 5).




- With the frame facing the floor, hold the firing pin assembly in place and remove the screw (Figure 6).



- Push lightly on the firing pin; the firing pin bushing assembly should come out (Figure 7). Be careful to hold on to all 3 separate pieces.



- Hold on to the pieces as you remove them from the frame. Note the orientation of the conical spring on the firing pin (Figure 8).



IMPORTANT!


KEEP THE FIRING PIN ASSEMBLY IN A SAFE PLACE FOR FUTURE

USE. WE RECOMMEND STORING THE PARTS IN A ZIP-LOCK BAG LABELED MUZZLELOADER FIRING PIN. IT IS RECOMMENDED TO CLEAN AND LUBRICATE THE BUSHING AND PIN BEFORE STORAGE.

YOU WILL REUSE THE SCREW.

INSTALLING THE FIRESTICK FIRING PIN ASSEMBLY

- Ensure the FireStick firing pin assembly is assembled with the spring and FireStick firing pin oriented cone to cone (Figure 9).



- With the frame facing down, place the FireStick firing pin assembly into the frame, being sure to insert the bushing with the recess oriented toward the spring and the screw hole aligned in the 12 o'clock position (Figures 10 and 11).



- Hold the bushing in place and ensure the screw hole is aligned with the top hole in the frame, in the twelve o'clock position (Figure 12).



- Install and tighten the screw with the supplied 7/64" Allen wrench (Figure 13). **Important!** Do not over tighten the screw.



- To test for proper installation, press the FireStick firing pin and ensure you can see the pin move/protrude when pressed (Figure 14).

AFTER INSTALLING THE FIRESTICK FIRING PIN ASSEMBLY

- Once the FireStick firing pin assembly is installed, you can install the FireStick barrel.
- Refer to your ENCORE Muzzleloader Rifle & Pistol (including The 209x50, ENCORE® PROHunter™ and ENCORE® Endeavor™ Muzzleloaders) manual for more information.

IMPORTANT! WHEN REINSTALLING ANY ENCORE BARREL OTHER THAN A FIRESTICK BARREL, YOU MUST FIRST REMOVE THE FIRESTICK FIRING PIN ASSEMBLY AND REINSTALL THE FACTORY FIRING PIN ASSEMBLY.

NOTICE: IF A STANDARD ENCORE BARREL IS ASSEMBLED ON A FRAME WITH THE FIRESTICK FIRING PIN AND BUSHING, THE BARREL WILL NOT CLOSE AND THE LOAD CANNOT BE FIRED.

NOTES

PATENT INFORMATION

This product may be covered by one or more patents.
Visit www.tcarms.com for virtual patent information.

T/C Mailing Address:
(for questions and comments)
Thompson/Center Arms
PO Box 909 · Rochester, NH 03866

T/C Shipping Address:
(for repairs or warranty work)
Thompson/Center Arms
ATTN: Repair Department
16 Plank Industrial Dr · Farmington, NH 03835

Web Address:
www.tcarms.com

Customer Service Phone:
(603) 994-3831

Customer Service Email:
customerservice@tcarms.com



WARNING: This product can expose you to chemicals including lead, which are known to the State of California to cause cancer and birth defects or other reproductive harm. For more information, go to www.P65Warnings.ca.gov.



WARNING

Firearms must be handled responsibly and securely stored to prevent access by children and other unauthorized users. California has strict laws pertaining to firearms, and you may be fined or imprisoned if you fail to comply with them. Visit the website of the California Attorney General at <https://oag.ca.gov/firearms> for information on firearm laws applicable to you and how you can comply.

Prevent child access by always keeping guns locked away and unloaded when not in use. If you keep a loaded firearm where a child obtains and improperly uses it, you may be fined or sent to prison.

If you or someone you know is contemplating suicide, please call the national suicide prevention lifeline at 1-800-273-TALK (8255).



ADVERTENCIA

Las armas de fuego deben manejarse de manera responsable y almacenarlas de manera segura para evitar el acceso de los niños y otros usuarios no autorizados. California tiene leyes estrictas relativas a las armas de fuego, y puede ser multado o encarcerado si no cumple con ellas. Visite el sitio web del Procurador General de California en <https://oag.ca.gov/firearms> para obtener información sobre las leyes de armas de fuego aplicables a usted y cómo puede cumplirlas. Evite el acceso de los niños manteniendo siempre las armas almacenadas y descargadas cuando no estén en uso.

Si mantiene un arma de fuego cargada donde un niño la puede obtener y usarla incorrectamente, puede recibir una multa o ser enviado a prisión.

Si usted o alguien que conoce está contemplando el suicidio, llame a la línea nacional de prevención de suicidio al 1-800-273-TALK (8255).

4000947



8 10180 30413 9